



RSU 40/MSAD 40: All Schools 2018-2019

District ID: 765 | Superintendent: Stephen Nolan



Address and Contact Information

PO Box 701
Union, ME 04862
(207) 278-2277
NCESID: 2311550
<http://www.msad40.org>

Total Students in District

May Student Count
1,854

Schools in District

7

Total Teachers in District (FTE)

160.4

Per Pupil Spending

October Student Count
\$14,556
Statewide Average: \$13,851

Performance Indicators

Maine's accountability system provides a broad picture of public education throughout Maine and highlights those schools that need additional support. Maine has selected five measures of school accountability, called indicators. These indicators include: Chronic Absenteeism, Academic Progress, Progress in English Language Proficiency for English Learners, Academic Achievement, and Graduation Rate. RSU 40/MSAD 40's progress for each indicator is reported on the following four levels: Emerging, Developing, Meeting, and Excelling.

Emerging **Developing** **Meeting** **Excelling**

	Chronic Absenteeism	Academic Progress English Language Arts	Academic Progress Mathematics	Academic Achievement English Language Arts		Academic Achievement Mathematics		Graduation Rate (Five/Six Years)	Graduation Rate (Four Years)
	Schoolwide	3-8	3-8	3-8	HS	3-8	HS	HS	HS
Friendship Village School	Emerging	Meeting	Developing	Emerging		Developing			
Medomak Middle School	Emerging	Developing	Emerging	Excelling		Emerging			
Medomak Valley High School	Emerging				Emerging	Emerging	Emerging	Developing	Developing
Miller School	Emerging	Developing	Emerging	Developing		Emerging			
Prescott Memorial School	Emerging	Developing	Meeting	Developing		Developing			
Union Elementary	Emerging	Developing	Emerging	Emerging		Emerging			

View information on performance indicators: https://www.maine.gov/doe/Testing_Accountability/ESSA

To get a deeper understanding of the data presented here, contact RSU 40/MSAD 40, All Schools: steve_nolan@msad40.org or (207) 278-2277



RSU 40/MSAD 40: All Schools 2018-2019

District ID: 765 | Superintendent: Stephen Nolan



Student Population

Female

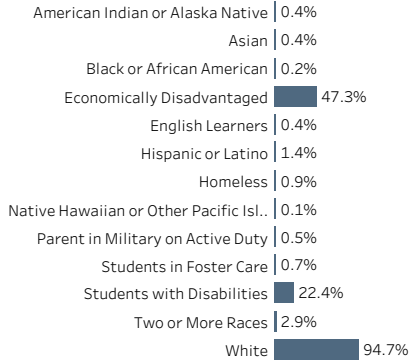


46.0%

Male



54.0%



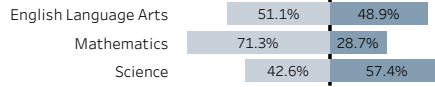
Chronic
Absenteeism



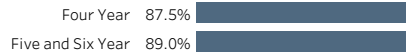
23.5%

Academic Performance

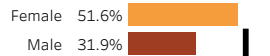
◀ Below or Well Below Expectations | At or Above Expectations ▶



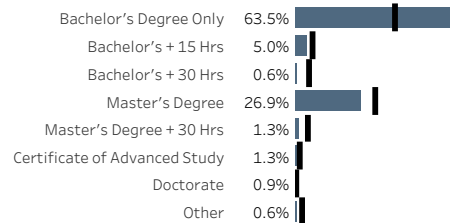
High School Graduation Rates



Postsecondary Enrollment

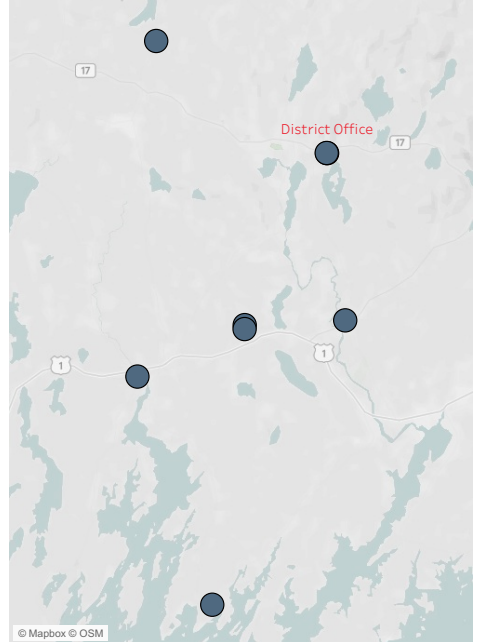


Teachers: Highest Degree Earned



Statewide Average

Schools in District



© Mapbox © OSM